

11 318
2 AERIALS (C)

12 317
2 SPOTLIGHTS (C)

10 64
HOOD SCOOP

13 300
2 HEADLIGHT BEZELS (C)

14 502
2 HEADLIGHT LENSES (Clear)

15 313
CUSTOM TOOTH GRILLE (C)

OPTION 314
TUBE GRILLE (C)

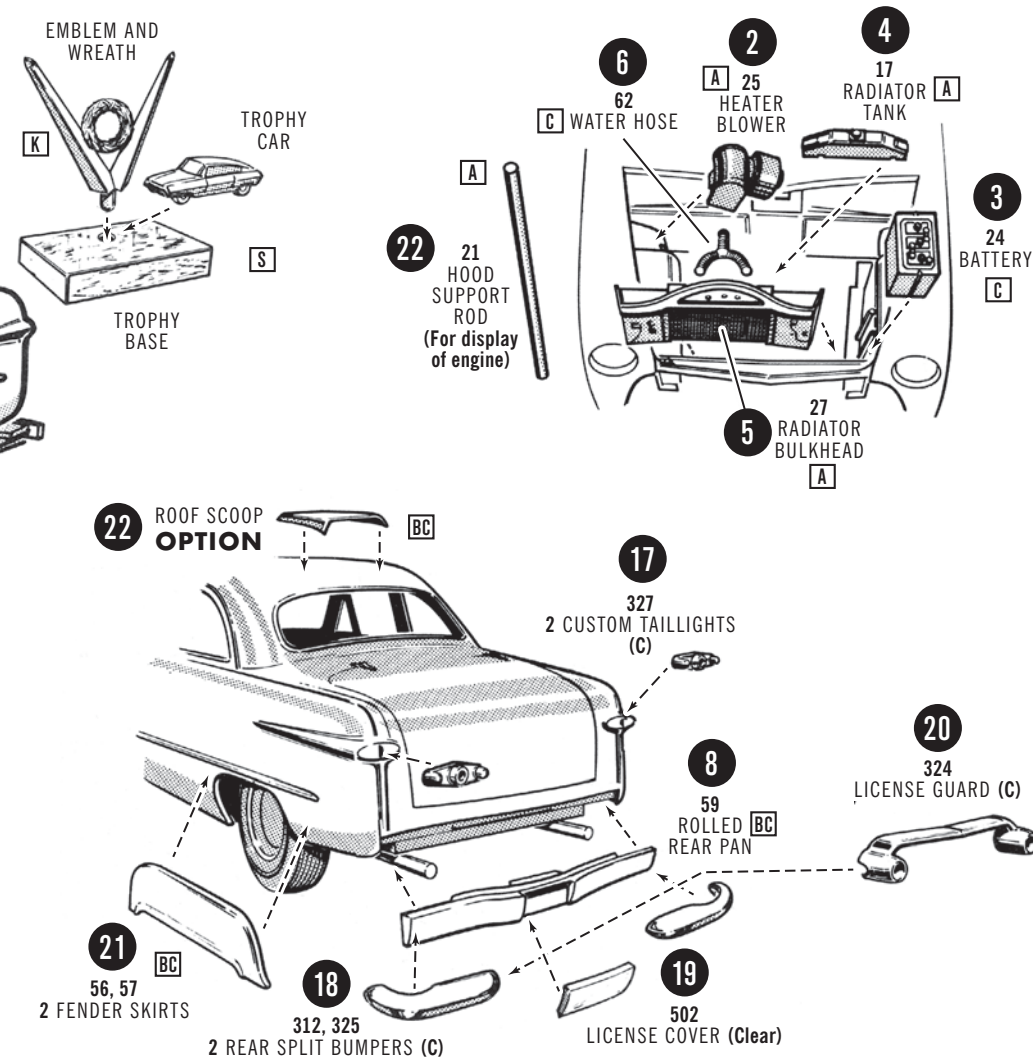
7 42
FRONT ROLLED PAN

16 303, 323
2 SPLIT BUMPERS (C)

9 BODY TO CHASSIS

1
ASSEMBLED WHEELS

NOTE: Use the UPPER hole for Custom.
See **DETAIL** illustration
in Chassis section.



1 ASSEMBLED WHEELS

2 BODY TO CHASSIS

3 80 2 HEADLIGHT COVERS

4 64 HOOD SCOOP

5 332 FUEL TANK (2 pcs.) (C)

6 306 CAP (C)

TRIM HERE FOR WIDE PIECRUST SLICKS

NOTE: Use the LOWER hole for Competition. See **DETAIL** illustration in Chassis section.




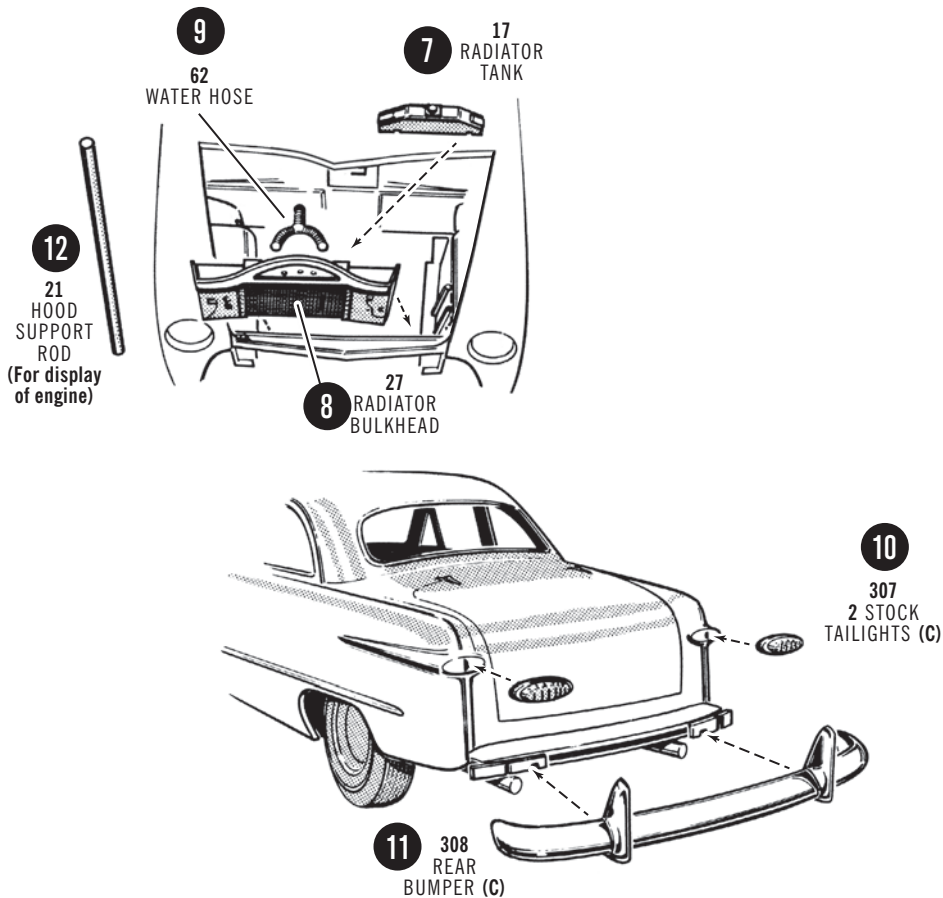


Diagram illustrating the components of a 2-cylinder engine assembly, numbered 1 through 8, with corresponding labels and part numbers:

- 1** ENGINE BLOCK (2 pcs.)
- 2** 2 CYLINDER HEADS (Left and Right)
- 3** INTAKE MANIFOLD
- 4** OIL FILLER TUBE
- 5** OIL FILTER
- 6** 18, 29 DISTRIBUTOR (2 pcs.)
- 7** FAN BELT - GENERATOR
- 8** 34 FAN
- 9** AIR CLEANER

Additional labels and part numbers shown in the diagram include:

- 30** (Intake Manifold)
- 31** (Oil Filler Tube)
- 32, 33** (Cylinder Heads)
- 35** (Fan Belt - Generator)
- 36, 37** (Engine Block)
- 38** (Oil Filter)

Assembly instructions are indicated by letters in circles: **A** (Assembly), **B** (Belt), **C** (Cap), and **V** (Valve).

Cement engine stand together as shown above. Display your "extra" engine by cementing its oil pan to point A and transmission to point B.

1 ENGINE BLOCK (2 pcs.)

2 FRONT COVER

3 2 CYLINDER HEADS (Left and Right)

4 INTAKE MANIFOLD

5 GENERATOR (C)

6 FAN BELT

7 331 FAN (C)

8 2 VALVE COVERS (C)

9 TRIPLE CARBS

10 GENERATOR (C)

330 GENERATOR (C)

339, 340, 341 BLOWER (3 pcs) (C)

316 FUEL INJECTION (C)

43 FRONT COVER

47, 48 2 CYLINDER HEADS (Left and Right)

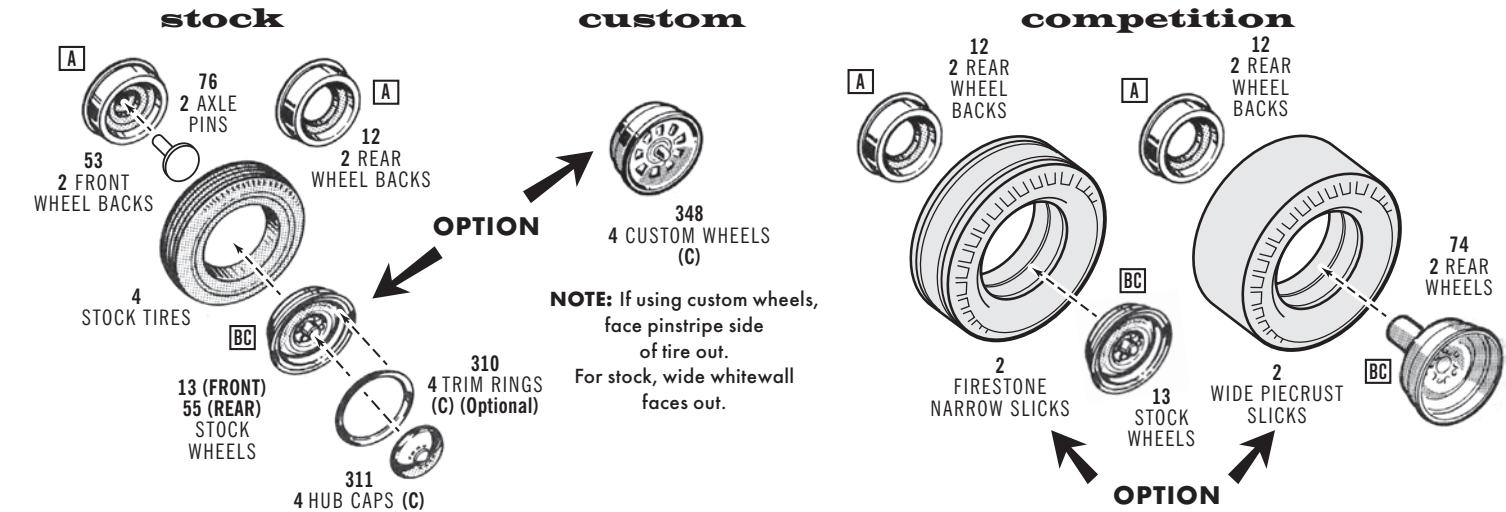
49 INTAKE MANIFOLD

50 TRIPLE CARBS

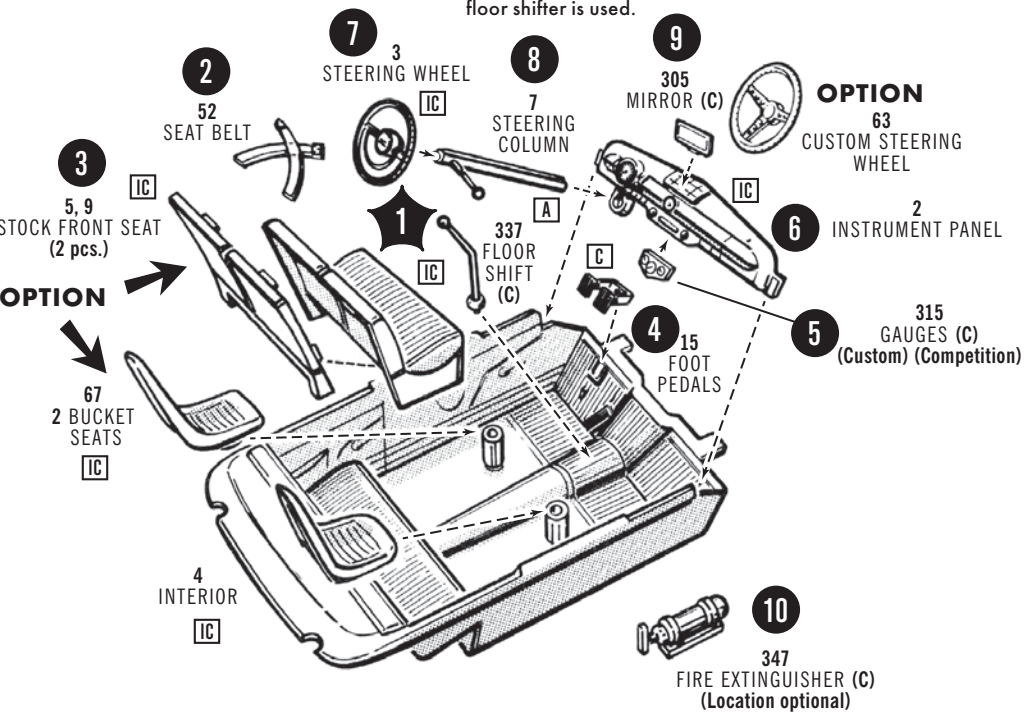
50 BLOWER DRIVE BELT

75 BLOWER INTAKE MANIFOLD

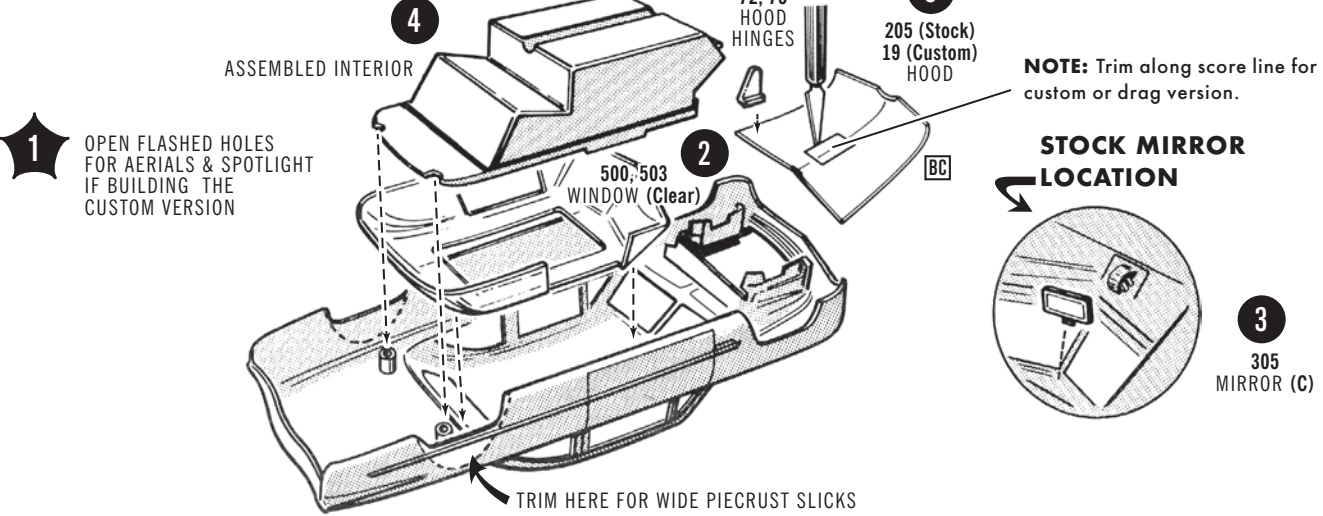
WHEELS



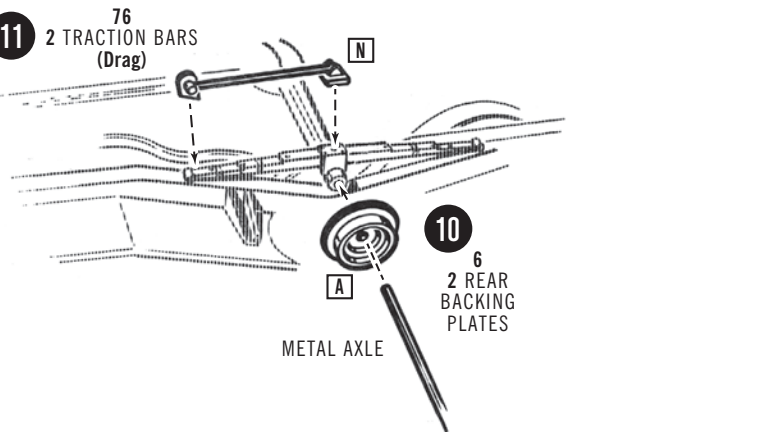
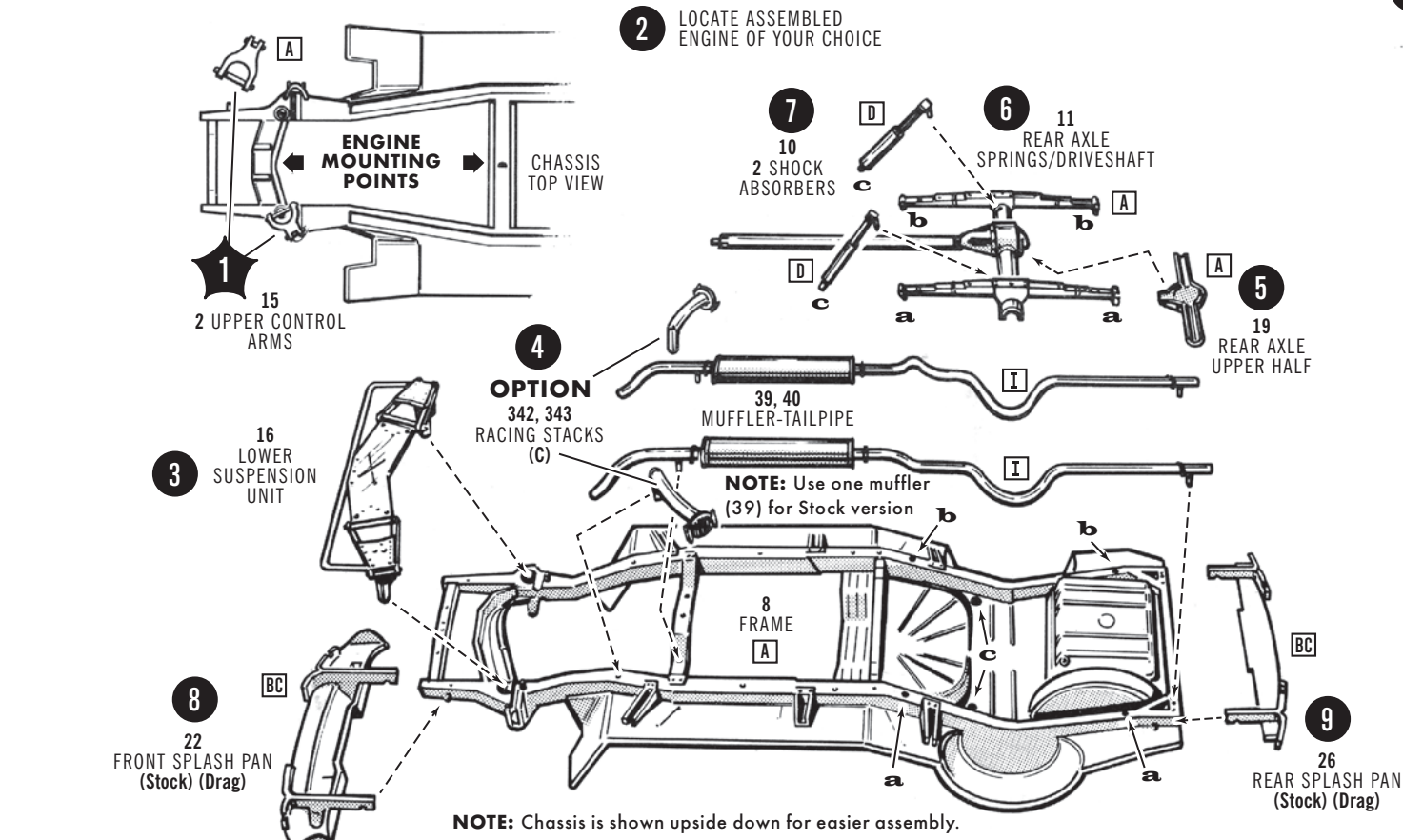
INTERIOR



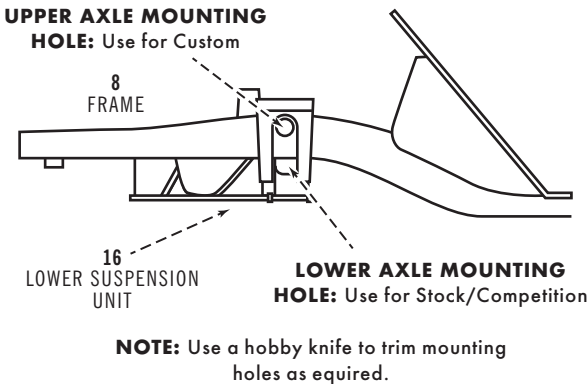
BODY



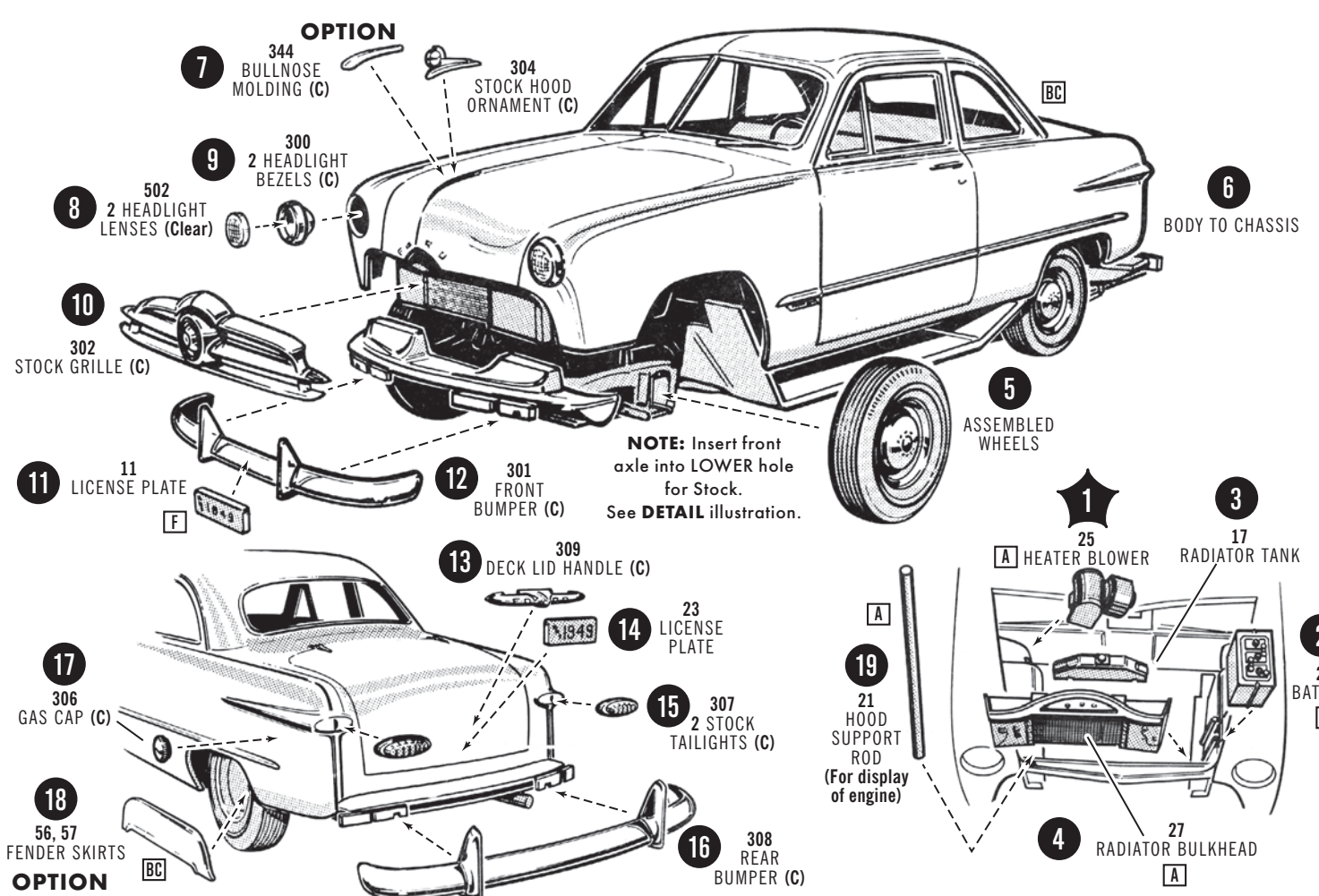
CHASSIS



DETAIL



FINAL ASSEMBLIES stock



PAINT COLORS

A Black	H Aluminum	O Transparent Red
B Flat Black	I Steel	P Orange
C Semi-Gloss Black	J Brass	Q Yellow
D White	K Gold	R Tan
E Flat White	L Amber	S Brown
F Silver	M Transparent Amber	T Lt. Blue
G Chrome (Bright Silver)	N Red	U Med. Blue
V Dark Blue	BC Body Color	
W Transparent Blue	IC Interior Color	
X Lt. Green	▲ Semi-Gloss	
Y Dark Green	△ Gloss	
Z Gray	▲ Metallic	
AA Purple		
BB Beige		