




CTM 021 VOLVO F12/F16

CONVERSION KIT FOR ITALERI 794 AND 797

CTM PHOTOETCHED AND RESIN PARTS



CONVERSION KIT
FROM ITALERI
No. 724, No. 797

CTM 021 VOLVO F12/ F16

1/24



- DETACH WITH KNIFE



- BEND



- REPLACE



- OPTIONAL



- NUMBER OF WORKING STEPS



- MAKE A HOLE



- GRIND

This set is not a children's toy and was designed for professional modellers only who already have some skills in working with photoetched parts. Special tools for bending of photoetched parts is recommended when working with this set. Non using this tool during bending may cause destruction of the part. Careful bending of the most of the parts could be also done using a metal ruler, a sharp knife and a tweezer on a hard surface. Pay attention, be careful and keep your safety and health in mind during work!

For gluing and filling a cyanoacrylate glue and a glue removing liquid is recommended. When (or even before) working with each part inspection of the real part on the vehicle or a picture of the real thing is recommended and helpful.

Modification of plastic parts may be required for proper use of some of the photoetched parts

CTM 241xx Volvo F12/F16 - detail set

- 1/ exhaust heat shield
- 2/ air intake mesh
- 3,4/ seatbelt buckles
- 5,6/ upper cab step
- 7,8/ lower cab step
- 9,10/ seatbelt lock
- 11/ rear mudflap reflector
- 12/ additional mirror glass
- 13/ wipers
- 14/ exhaust silencer cover
- 15/ main mirror glasses
- 16/ wipers arms
- 17/ fuel tank straps
- 18/ seatbelt lock buttons

CTM 24078 Volvo F10/F12 - dashboard

- 1/dashboard upper part
- 2/dashboard lower part
- 3/seatbelt lock upper part
- 4,5/ dashboard indicator
- 6/Danish „PAHÆNG“ plate
- 7/heating control panel



R 2x

12/ additional mirror glass



15/ main mirror glasses

R



13/ wipers

R 3x

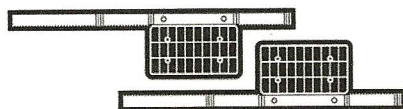


16/ wipers arms

R 3x

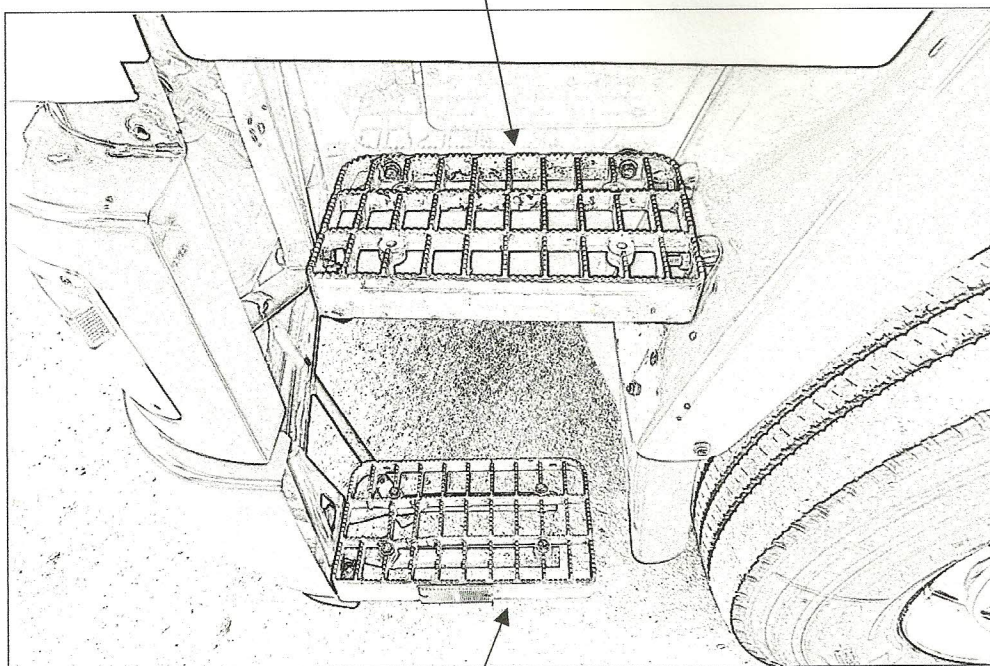


"Superb lights lense offered
as separate item CTM 24122"



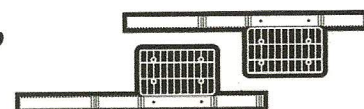
5,6/ upper cab step

R ↻ 2x



7,8/ lower cab step


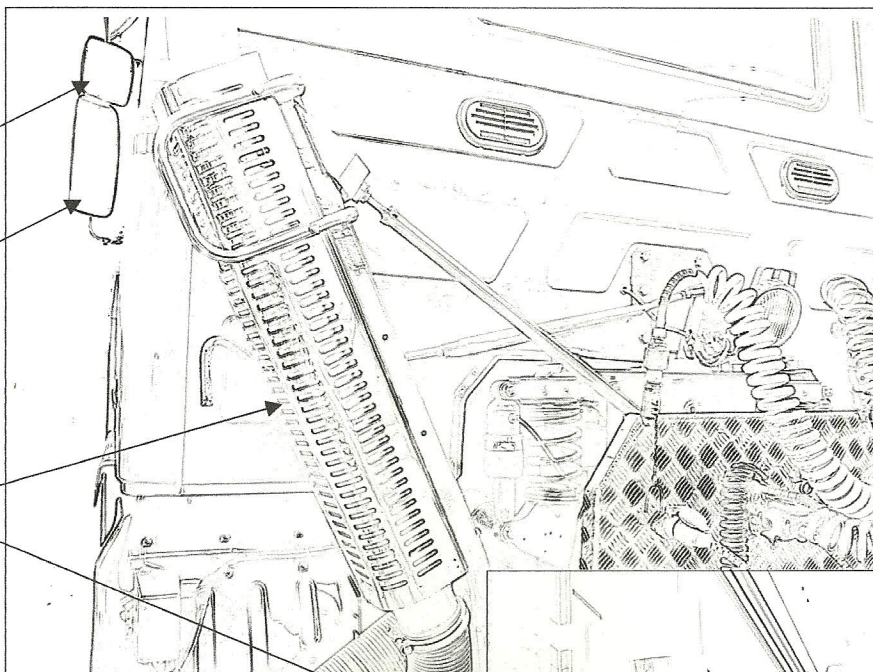
R ↻ 2x



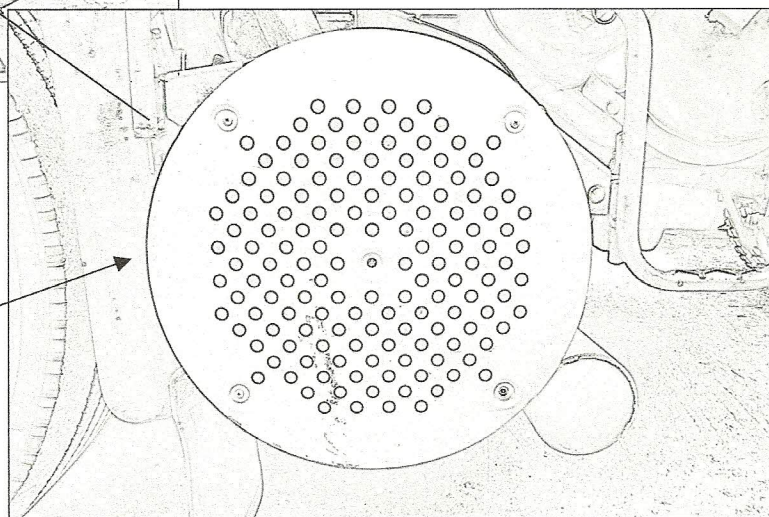
15/ main mirror glasses
R

12/ additional mirror glass
R 2x

1/ exhaust heat shield
R

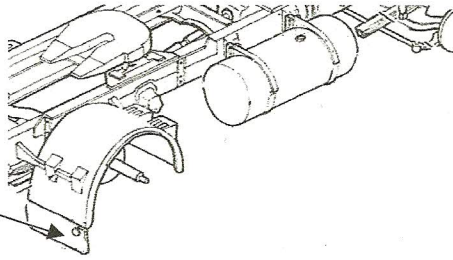


14/ exhaust silencer cover
R





R 2x

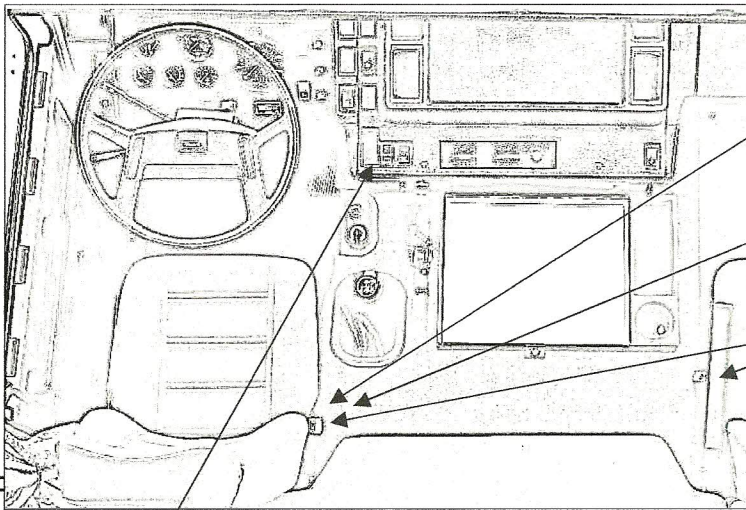
● 11/ read mudflap reflector



2/ air intake mesh



17/ fuel tank straps



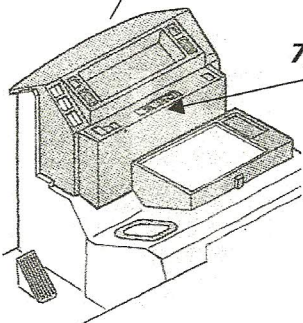
9,10/ seatbelt lock



3,4/ seatbelt buckle



18/ seatbelt lock buttons
or
3/ seatbelt lock upper part

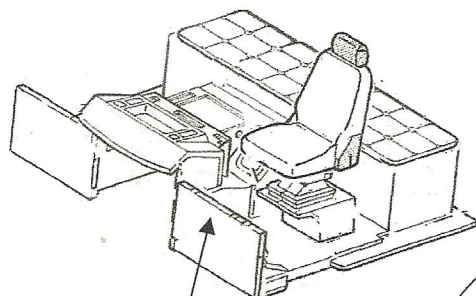


7/ heating control panel



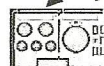
R

4,5/ dashboard indicators



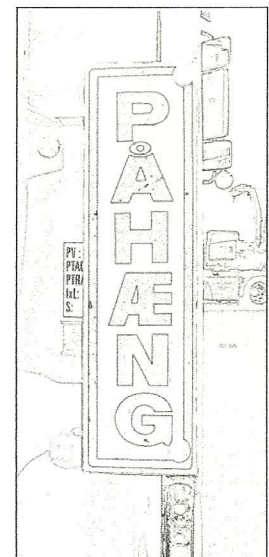
1/ dashboard upper part

R



2/ dashboard lower part

R



6/ Danish „PAHÆNG“ plate

?

"Danish sign indicating the vehicle is towing a trailer. Fitted on the cab RHS facing backward"