

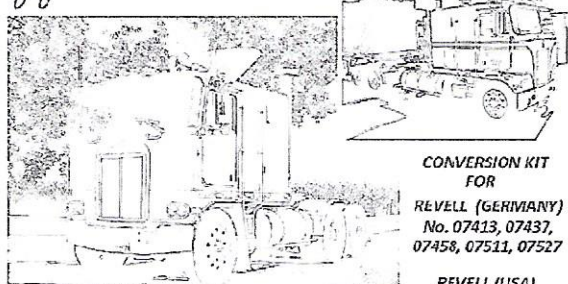


CTM 036 KENWORTH K 100

CONVERSION KIT FOR REVELL (GERMANY) No. 07413, 07437, 07458, 07511, 07527

REVELL (USA) No. 85-2513, 85-2514

CTM PHOTOETCHED AND RESIN PARTS



CTM 036 KENWORTH K 100

CONVERSION KIT
FOR
REVELL (GERMANY)
No. 07413, 07437,
07458, 07511, 07527

REVELL (USA)
No. 85-2513, 85-2514



- DETACH WITH KNIFE



- MAKE A HOLE



- BEND



- GRIND



- REPLACE



- OPTIONAL



- NUMBER OF WORKING STEPS

This set is not a children's toy and was designed for professional modellers only who already have some skills in working with photoetched parts. Special tools for bending of photoetched parts is recommended when working with this set. Non using this tool during bending may cause destruction of the part. Careful bending of the most of the parts could be also done using a metal ruler, a sharp knife and a tweezer on a hard surface. Pay attention, be careful and keep your safety and health in mind during work!

For gluing and filling a cyanoacrylate glue and a glue removing liquid is recommended. When (or even before) working with each part inspection of the real part on the vehicle or a picture of the real thing is recommended and helpful.

Modification of plastic parts may be required for proper use of some of the photoetched parts

CTM 24171 Kenworth K series

- 1/ Exhaust heatshield
- 2/ Chassis catwalk
- 3/ Bar
- 4/ Battery box mount
- 5/ Front mudflap - RHS
- 6/ Front step part
- 7/ Catwalk mount
- 8/ Bill Snyder data sheet
- 9/ Fuel tank cap
- 10/ Wiper arm
- 11/ Front mudflap - LHS (intake filter)
- 12/ Fuel tank mounting straps
- 13/ Exhaust heatshield distance straps
- 14/ Wipers
- 15/ Exhaust mount
- 16/ Grab handle
- 17/ Fuel tank cap pad
- 18/ Battery box catwalk style cover

CTM 24172 Kenworth K 100

- 1/ Grille frame
- 2/ Grille mesh
- 3/ Fuel tank step
- 4/ Rear mudguard, LHS
- 5/ Rear mudguard, RHS
- 6/ Intake filter mounting strap
- 7/ Tail light pack part (fits part No. 10)
- 8/ Tail light subcomponent (fits part No. 10)
- 9/ Tail light frame
- 10/ Tail light mount
- 11/ Tail light red
- 12/ Door handle, RHS
- 13/ Door handle, LHS
- 14/ Handle LHS
- 15/ Grille centre bar
- 16/ Rear mudflap mount
- 17/ Reverse light - white
- 18/ Handle RHS

CTM 24172

1/ Grille frame


R

2/ Grille mesh

R

15/ Grille centre bar

R



CTM 24171

14/ Wipers


R 2x

10/ Wiper arm

R 2x

16/ Grab handle

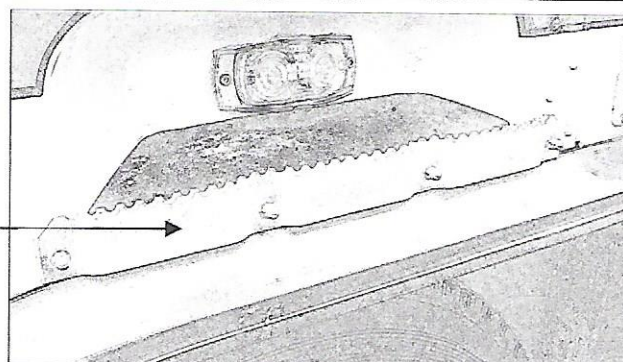
R ↻ 2x



CTM 24171

6/ Front step part

R ↻ 2x



CTM 24172

16/ Rear mudflap mount

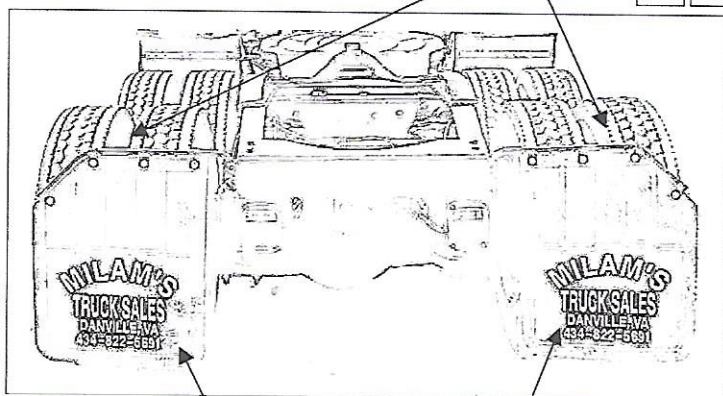
R ↻ 2x

4/ Rear mudguard, LHS

R

5/ Rear mudguard, RHS

R



CTM 24172

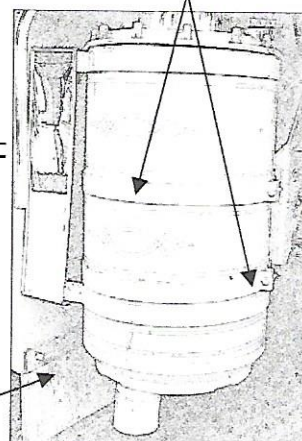
6/ Intake filter mounting strap

R ↻
2x

CTM 24171

11/ Front mudflap - LHS (intake filter)

R ↻



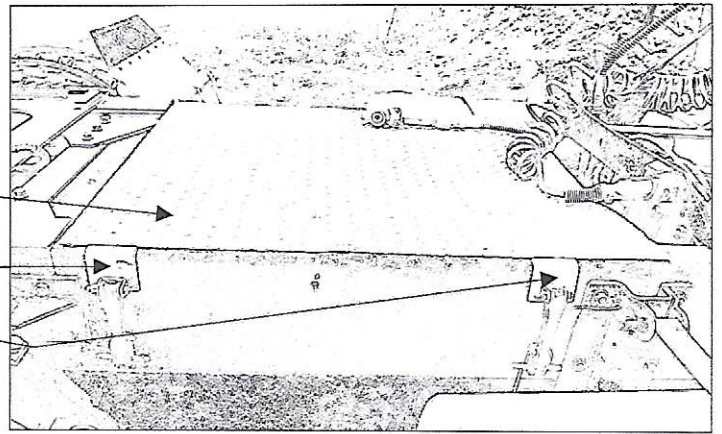
CTM 24171

2/ Chassis catwalk

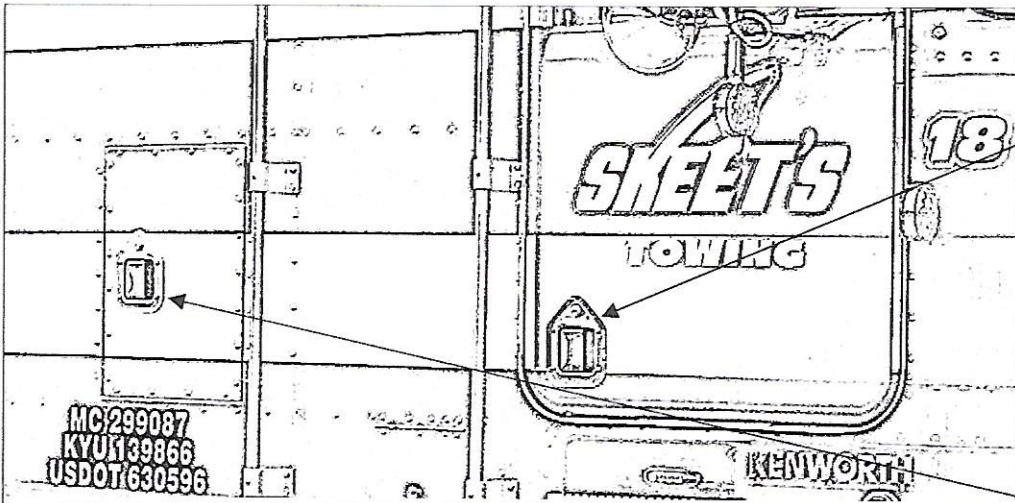
R

7/ Catwalk mount

R ↶ 4x



CTM 24172



12/ Door handle, RHS

13/ Door handle, LHS

R

14/ Handle LHS

18/ Handle RHS

R

9/ Fuel tank cap

R

17/ Fuel tank cap pad

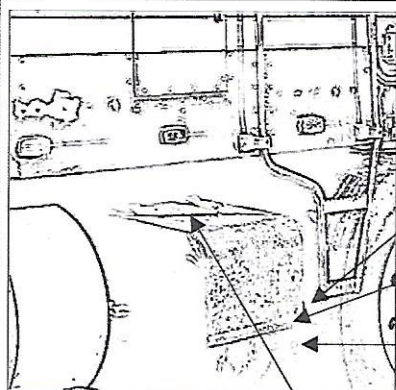
R

8/ Bill Snyder data sheet

12/ Fuel tank mounting straps

R ↶ ▢ 4x-6x

CTM 24171



4/ Battery box mount

▢ ↶ R

3/ Bar

R

5/ Front mudflap - RHS

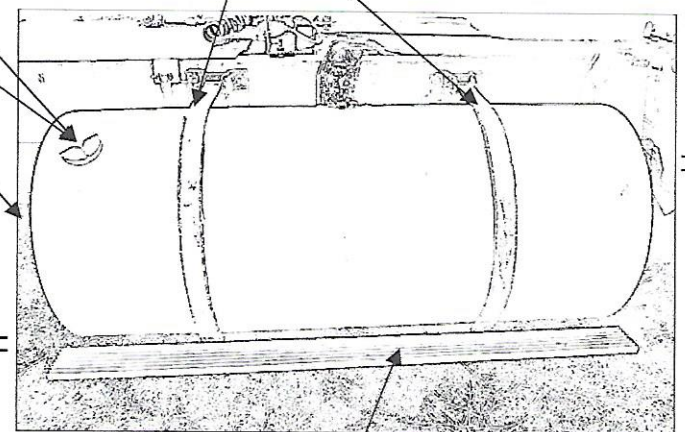
↶ R

18/ Battery box catwalk style cover

R

CTM 24171

CTM 24172



3/ Fuel tank step

R 2x-4x ↶ ▢ ▢

15/ Exhaust mount


R ↻ 4x

13/ Exhaust heatshield distance straps

R ↻ 4x

1/ Exhaust heatshield

R ↻ 2x



11/ Tail light red

R

17/ Reverse light - white

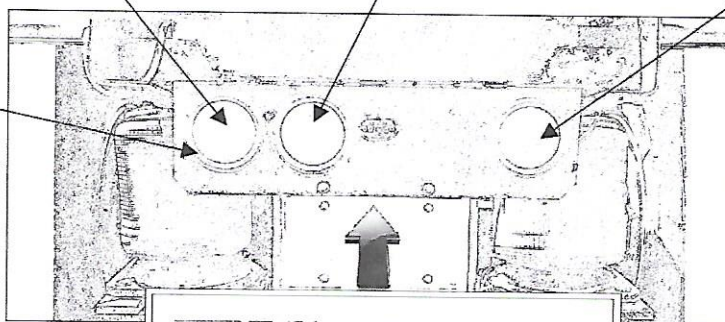
R

11/ Tail light red

R

9/ Tail light frame

R 3x



Tail light support
rear section

10/ Tail light mount

R ↻

7/ Tail light pack part (fits part No. 10)

3x R

8/ Tail light subcomponent (fits part No. 10)

R 3x

