


CTM 24176 US FOG LIGHTS - OBLONG (PER - LUX 600)

CTM PHOTOETCHED AND RESIN PARTS



CTM 24176 US FOG LIGHTS - OBLONG (PER-LUX 600) 1/24

- DETACH WITH KNIFE

- DRILL HOLE

- BEND

- GRIND

- REPLACEMENT PART

- OPTIONAL

- REPEAT

This set is not a children's toy and was designed for professional modellers only who already have some skills in working with photoetched parts. Special tools for bending of photoetched parts is recommended when working with this set. Non using this tool during bending may cause destruction of the part. Careful bending of the most of the parts could be also done using a metal ruler, a sharp knife and a tweezer on a hard surface. Pay attention, be careful and keep your safety and health in mind during work!

For gluing and filling a cyanoacrylate glue and a glue removing liquid is recommended. When (or even before) working with each part inspection of the real part on the vehicle or a picture of the real thing is recommended and helpful.


Modification of plastic parts may be required for proper use of some of the photoetched parts

CTM 24176 US fog lights - oblong (PER-LUX 600)

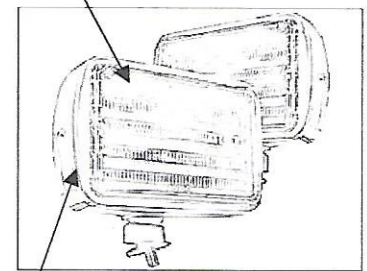
1/Fog light (Per-Lux)

2/Base plate and fog light frame

3/Bumper mount of the fog light



1/Fog light (Per-Lux)



2/Base plate and fog light frame

3/Bumper mount of the fog light