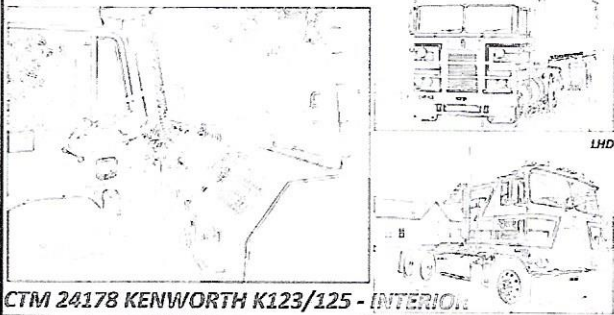









CTM 24178 KENWORTH K123/125 - INTERIOR

CTM PHOTOETCHED AND RESIN PARTS



CTM 24178 KENWORTH K123/125 - INTERIOR

-  - DETACH WITH KNIFE
-  - BEND
-  - REPLACEMENT PART
-  - OPTIONAL
-  - REPEAT
-  - DRILL HOLE
-  - GRIND

This set is not a children's toy and was designed for professional modellers only who already have some skills in working with photoetched parts. Special tools for bending of photoetched parts is recommended when working with this set. Non using this tool during bending may cause destruction of the part. Careful bending of the most of the parts could be also done using a metal ruler, a sharp knife and a tweezers on a hard surface. Pay attention, be careful and keep your safety and health in mind during work!

For gluing and filling a cyanoacrylate glue and a glue removing liquid is recommended. When (or even before) working with each part inspection of the real part on the vehicle or a picture of the real thing is recommended and helpful.

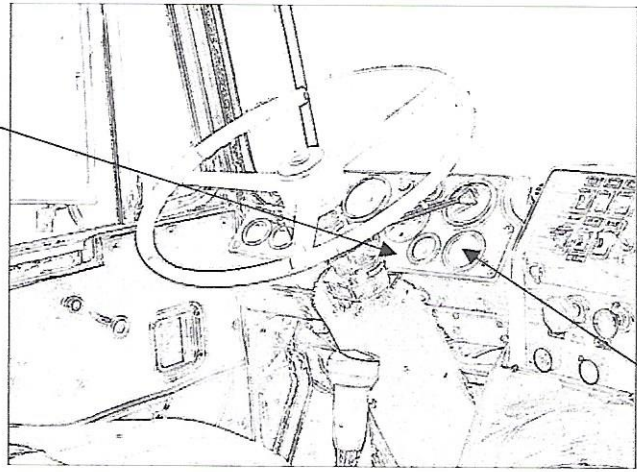
Modification of plastic parts may be required for proper use of some of the photoetched parts

CTM 24178 Kenworth K123/K125 - interior

- 1/ LHD dashboard upper panel
- 2/ LHD dashboard lower panel
- 3/ RHD dashboard upper panel
- 4/ RHD dashboard lower panel
- 5/ Glove box door
- 6/ Cluth pedal
- 7/ CB microphone
- 8/ LHD doghouse panel
- 9/ RHD doghouse panel
- 10/ Data plate
- 11/ AM radio
- 12/ Motorola CB
- 13/ Trailer Air Suply
- 14/ Parking brake
- 15/ Control
- 16/ Heating control panel
- 17/ Ash tray
- 18/ Ash tray frame
- 19/ Gearstick head
- 20/ Brake pedal
- 21/ Throttle pedal

- 1/ LHD dashboard upper panel
- 3/ RHD dashboard upper panel

R



- 2/ LHD dashboard lower panel
- 4/ RHD dashboard lower panel

R

19/ Gearstick head

R

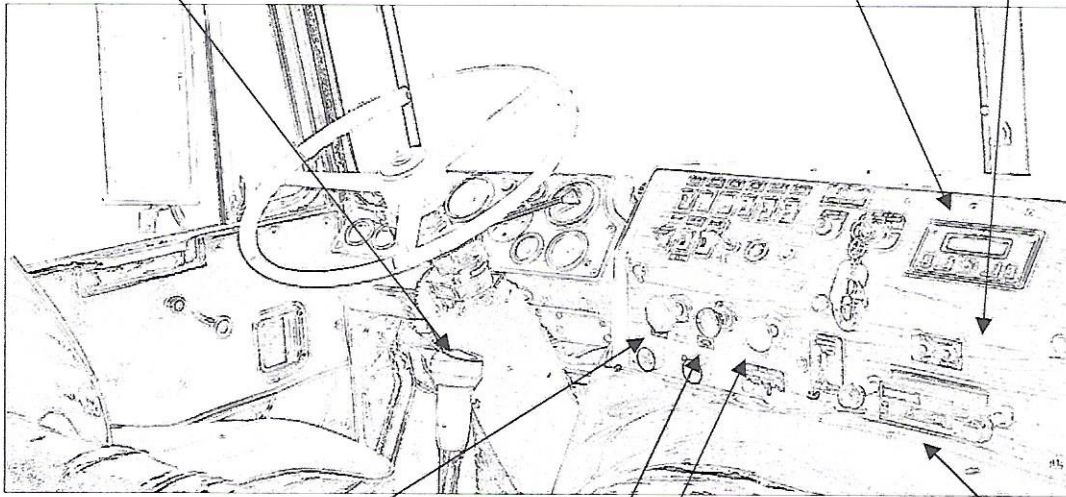
16/ Heating control panel

?

8/ LHD doghouse panel

9/ RHD doghouse panel

R



13/ Trailer Air Suply

R

14/ Parking brake

R

15/ Control

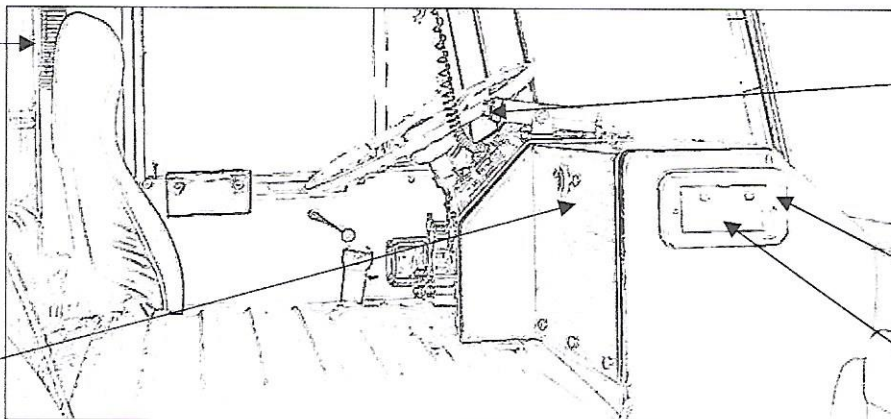
R

11/ AM radio

? R

10/ Data plate

R



12/ Motorola CB

+

7/ CB microphone

R ↻

18/ Ash tray frame

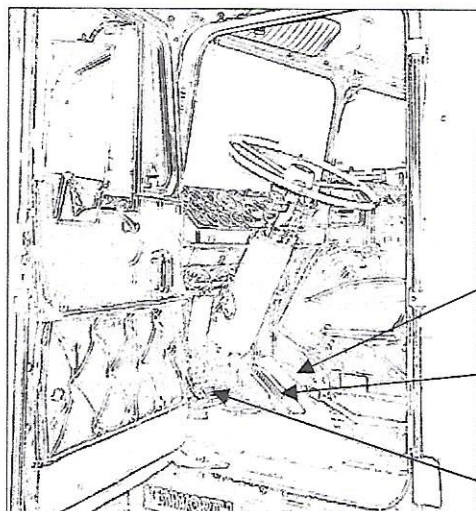
R

17/ Ash tray

R ↻

5/ Glove box door

R



21/ Throttle pedal

R

20/ Brake pedal

R

6/ Cluth pedal

R