





DCL-PAR121 Instructions

Paints required:

-  **BLACK**
(Number Five N5-X011)
-  **TRAFFIC RED RAL3020**
(Number Five N5-X037)
-  **STEEL**
(Number Five N5-C054)
-  **WHITE ALUMINIUM RAL9006**
(Number Five N5-X019)



Also included decals without the central cut to be used in case the extinguisher support is removed

NOTE:



3D resin is fragile, so you should NOT use excessive force when removing the supports or joining the pieces or you risk breaking the parts. Carry out a test assembly before painting the parts, sanding where necessary and preferably the plastic parts of the kit, until the parts fit together with light pressure without being forced.

decalcas